

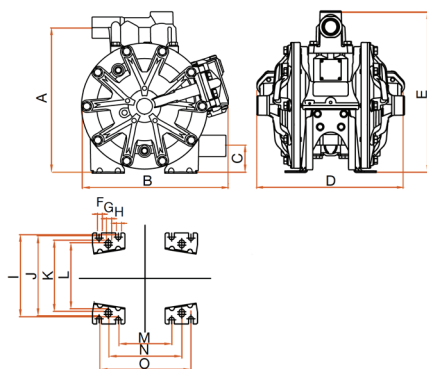


NEW PRODUCT

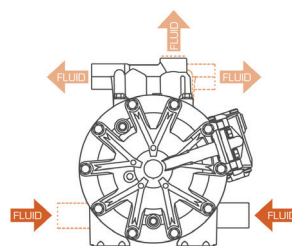

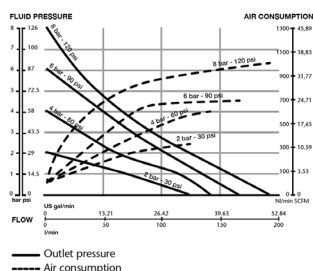
INFORMATION

555030

## Samoa 1" Air Operated Diaphragm Pump



A	B	C	D	E	F	G/H
278 mm	280 mm	52 mm	281 mm	308 mm	9 mm	10 mm
I	J	K	L	M	N	O
158 mm	154 mm	137 mm	127 mm	102 mm	140 mm	175 mm



August 2019

The Samoa 1" Air Operated Diaphragm Pump sets new standards of performance and efficiency created by its Directflo® technology. New check valve design, improved air motor, top & lower fluid manifolds, orientable ports and one-piece diaphragms are just a few of the advanced features behind the Samoa 555030 performance.

Higher suction capacity, reduced air consumption, shorter strokes and quiet operation all contribute to the 555030 resulting in extended diaphragm life, better resistance to abrasion, less stress on parts with minimum pulsation and vibration.

The difference offered by the Samoa 555030 1" Air Operated Diaphragm Pump is achieved through:

### Higher Efficiency

Maximum fluid flow with minimum air consumption

### Increased Reliability

No stalling, non icing, reliable start up and longer air valve and diaphragm life.

### Maximum Versatility

Orientable inlet and outlet ports offer multiple mounting options and large material selection offers maximum fluid compatibility

### Easy Servicing

Exclusive Directflo® central flow design allows fast servicing of diaphragms and air motor without dismounting from the fluid line

### SPECIFICATIONS, FEATURES AND BENEFITS

- Ideal for pumping oil, waste oil, diesel and antifreeze and other compatible fluids
- Flow rates of up to 200L/min
- Operating pressure range from 30psi (2bar) to 120psi (8bar)
- Solids in suspension maximum size of 6mm
- 1" BSP(f) inlet and outlet connections
- 3/8" NPSM(f) air inlet connection
- Maximum dry suction lift of 5m, wet suction lift of 8m
- Aluminium pump body and acetal balls
- NBR diaphragms
- Stainless steel wetted parts
- Frictionless pivot air valve
- Orientable inlet and outlet ports
- Footprint allows direct replacement of other pump brands eg. Graco 1050
- Exclusive Directflo® technology
- Minimal pulsation and vibration
- Quiet operation



www.alemlube.com.au

www.alemlube.co.nz

NSW/ACT (02) 9677 1555

QLD/PNG (07) 3204 9166

VIC/TAS (03) 8787 8288

WA (08) 9302 4199

SA/NT (08) 8241 7111

NZ (09) 447 1007